


KLE Society's Institute of Dental Sciences, Bengaluru

Learning environment facilities with geotagging






Bengaluru, Karnataka, India

KLE Society of Dental Science, Service Rd, Raja Industrial Estate, Yeswanthpur,
Bengaluru, Karnataka 560022, India

Lat N 13° 1' 50.4696"

Long E 77° 32' 8.268"

29/03/21 12:08 PM




Bengaluru, Karnataka, India

KLE Society of Dental Science, Service Rd, Raja Industrial Estate,
Yeswanthpur, Bengaluru, Karnataka 560022, India

Lat N 13° 1' 50.4696"

Long E 77° 32' 8.268"

18/03/21 09:21 AM



Bengaluru, Karnataka, India

KLE Society of Dental Science, Service Rd, Raja Industrial Estate,
Yeswanthpur, Bengaluru, Karnataka 560022, India


Lat N 13° 1' 50.4696"

Long E 77° 32' 8.268"

18/03/21 09:22 AM

**PRE-CLINICAL PROSTHETICS
DENTAL MATERIALS LAB**

PG PRE-CLINIC LAB




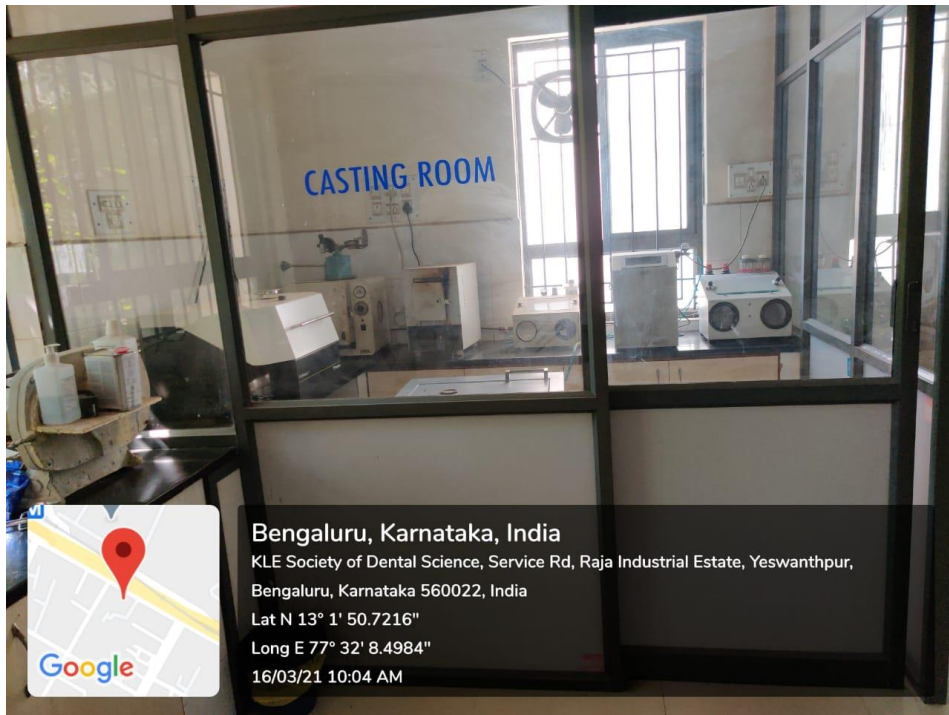
Bengaluru, Karnataka, India

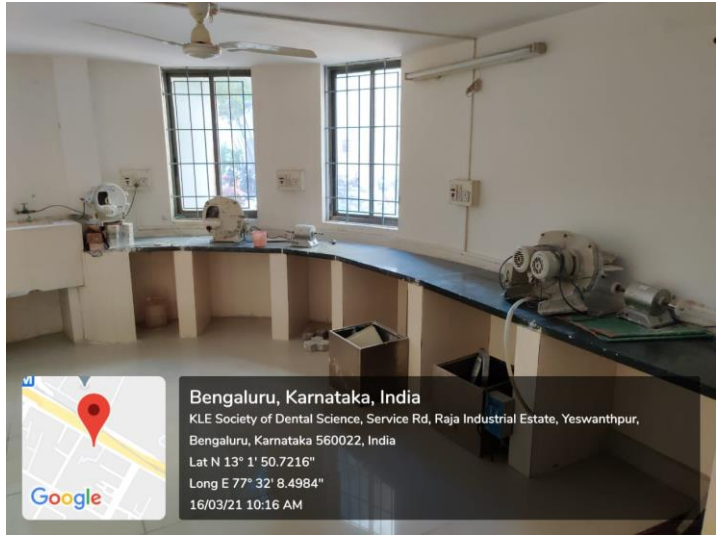
KLE Society of Dental Science, Service Rd, Raja Industrial Estate,
Yeswanthpur, Bengaluru, Karnataka 560022, India

Lat N 13° 1' 50.4696"


Long E 77° 32' 8.268"

18/03/21 10:41 AM







 GPS Map Camera



Bengaluru, Karnataka, India
KLE Society of Dental Science, Service Rd, Raja Industrial Estate, Yeswanthpur, Bengaluru, Karnataka 560022, India
Lat 13.030704°
Long 77.535729°
23/08/21 03:42 PM

**AI / Deep Learning
Workstation**



GPS Map Camera



Bengaluru, Karnataka, India

KLE Society of Dental Science, Service Rd, Raja Industrial Estate,
Yeswanthpur, Bengaluru, Karnataka 560022, India

Lat 13.030536°
Long 77.535624°
09/08/21 01:18 PM



 GPS Map Camera



Bengaluru, Karnataka, India


12, Raja Industrial Estate, Yeswanthpur,
Bengaluru, Karnataka 560022, India

Lat 13.030547°

Long 77.535649°

23/12/22 11:52 AM GMT +05:30

OPG and Cephalogram Radiographic Machine



Bengaluru, Karnataka, India

12, Raja Industrial Estate, Yeswanthpur,

Bengaluru, Karnataka 560022, India

Lat 13.030548°

Long 77.535644°

23/12/22 11:53 AM GMT +05:30

Cone Beam Computed Tomographic Machine